

January 16, 1998

TEL:805-498-2111 FAX:805-498-3804 WEB:http://www.semtech.com

SUPERFAST RECOVERY, HIGH CURRENT 1-PHASE FULL WAVE BRIDGE RECTIFIER ASSEMBLIES

QUICK REFERENCE DATA

- Low forward voltage drop
- Low reverse leakage current
- Low thermal impedance
- Very fast reverse recovery time
- High surge ratings

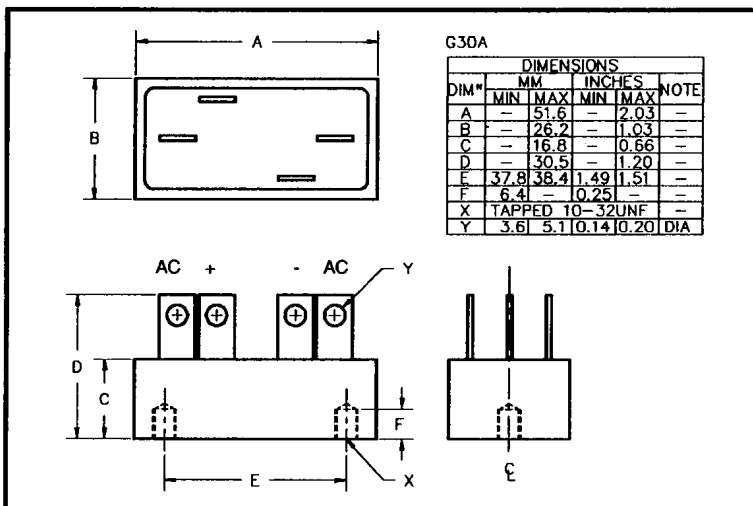
- $V_R = 50V - 150V$
- $I_F = 38A$
- $V_F = 0.97V$
- $t_{rr} = 30nS$

ABSOLUTE MAXIMUM RATINGS

Device Type	Working Reverse Voltage V_{RWM}	Average Rectified Current $I_{F(AV)}$						1 Cycle Surge Current I_{FSM} $t_p = 8.3mS$		Repetitive Surge Current I_{FRM}
		(@ case temperature)			(@ ambient temperature)			@ 25°C	@ 100°C	
		@ 55°C	@ 100°C	@ 125°C	@ 25°C	@ 55°C	@ 100°C			
		Volts	Amps	Amps	Amps	Amps	Amps	Amps	Amps	
SCBK05FF	50									
SCBK10FF	100	38	28	20	13	9.2	5.5	600	500	80
SCBK15FF	150									

$$R_{\theta JC} = 1.2^{\circ}C/W$$

MECHANICAL



January 16, 1998

ELECTRICAL CHARACTERISTICS

Device Type	Maximum Reverse Leakage Current $I_R @ V_{RWM}$		Maximum Forward Voltage $V_F @ 20A/leg$	Reverse Recovery Time ¹ $t_{rr} @ 25^\circ C$	Maximum operating & storage temp. range. $T_{OP} T_{STG}$
	@ 25°C	@ 100°C			
	μA	mA	Volts	nS	°C
SCBK05FF SCBK10FF SCBK15FF	80	4.0	0.97	30	-55 to +150

¹ Measured on discrete devices prior to assembly

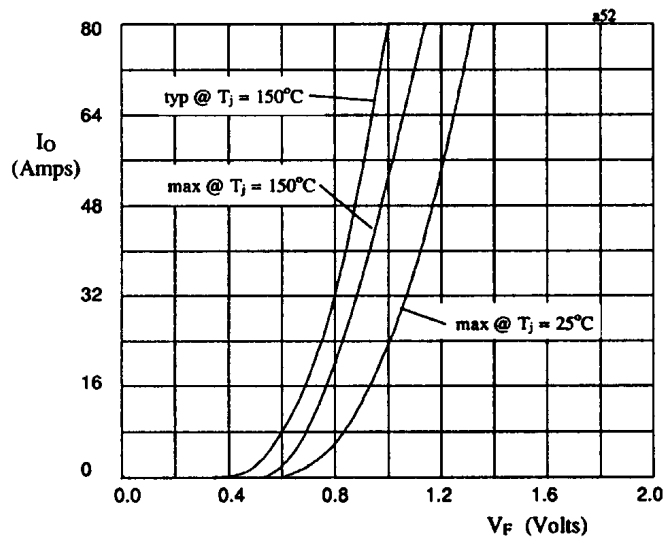


Fig 1. Forward voltage drop against output current per leg.

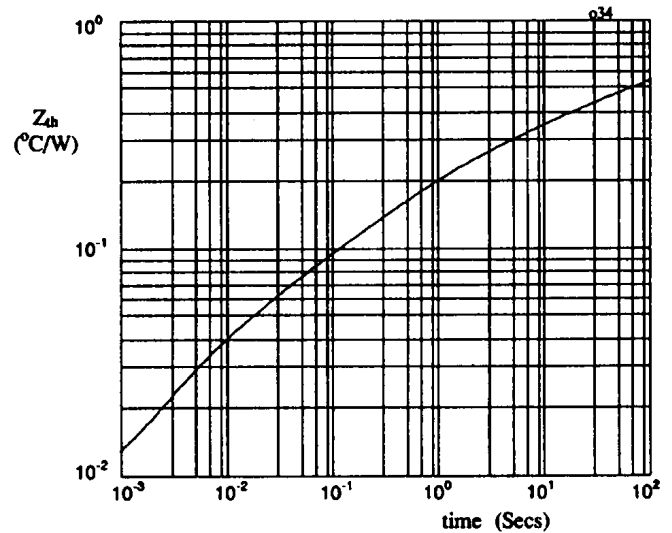


Fig 2. Transient thermal impedance characteristic per leg